

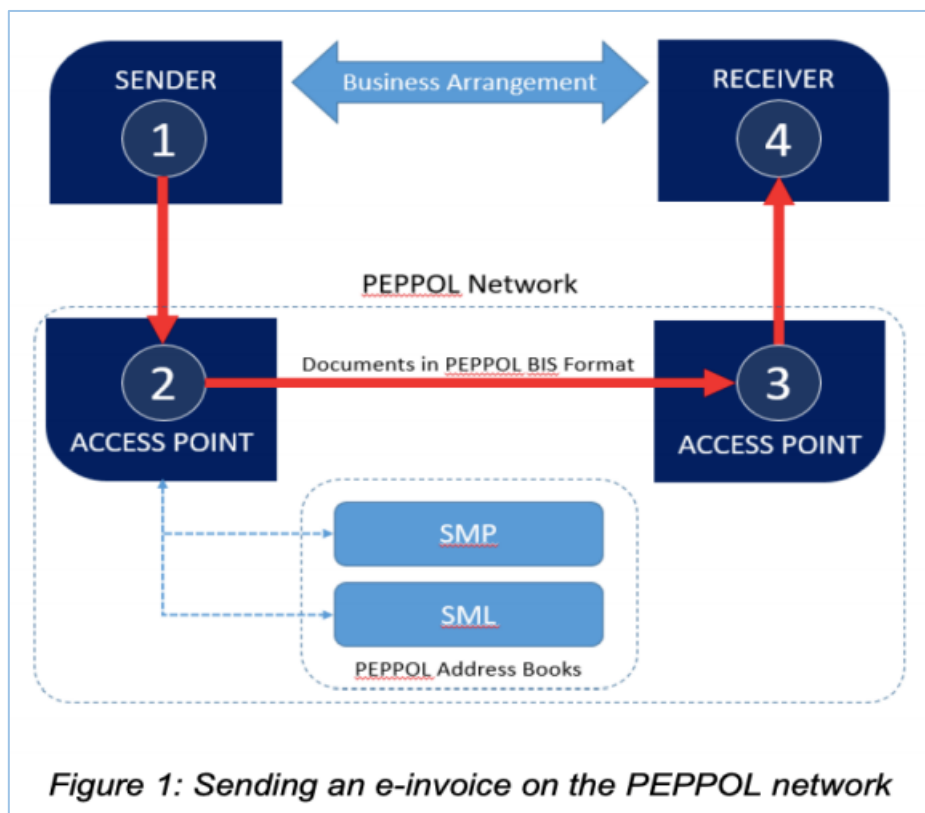
MNG Peppol E-Invoice (InvoiceNow) solution implementation

What is Electronic Invoice Exchange?

In simple terms, it means exchanging invoices or credit notes between computer systems over a specific network. Unlike sending PDF or other formats of invoices via email, the invoice sent to your customer or received from your vendor goes through a secured computer network with minimum human resource intervention. The invoice arrives in a structured format that is immediately ready to be processed for payment, with no need for any details to be keyed in all over again.

What is InvoiceNow?

Invoice Now is a nationwide E-invoicing method operating on the open standard PEPPOL network that facilitates the direct transmission of invoices in a structured digital format across finance systems. PEPPOL is a standard established for trading partners to exchange invoices or credit memos (e-Invoice) over a common computer network, hereby known as PEPPOL network. Info-communications Media Development Authority (IMDA) has adopted PEPPOL BIS 3.0 as standard PEPPOL E-Invoice for Singapore. The diagram below is an illustration by IMDA depicting a PEPPOL E-Invoice process.



Why do you need it?

- Issue and receive E-Invoice with lesser manual work and achieve higher data accuracy.
- Receive payment sooner with quicker invoice processing.
- No missing or invoice mishandling issues.
- Able to transact cross borders seamlessly.

Application Features:

1. Register PEPPOL (InvoiceNow) Account
2. MNG Accounts Receivable (AR) PEPPOL - Sending an E-Invoice or e-Credit Note
 - a. Generate the AR e-Invoice to Access Provider.
3. MNG Accounts Payable (AP) PEPPOL - Receiving an e-Invoice or e-Credit Note
 - a. Function to import AP e-Invoices (xml file) from the Access Provider to Microsoft Sharepoint.
 - b. Function to import the AP e-Invoices (xml file) from the Microsoft Sharepoint to Microsoft Dynamics 365 Finance and Supply Chain Management.
4. Capturing a PEPPOL ID

Implementation scope includes:

- Business requirement gathering
- MNG InvoiceNow solution
- User training

Supported Editions:

- This app supports Microsoft Dynamics 365 Finance and Supply Chain Management.

Supported Countries:

- This app is available in Singapore.

Application Features in detail:

1. Register PEPPOL Account

This feature helps a company to register for a PEPPOL account.

The screenshot shows the 'Finance and Operations' application interface. The top navigation bar includes 'Search for a page' and various tabs like 'Registration IDs', 'Registration ID search', 'Electronic document properties', 'Singapore PEPPOL', and 'Options'. A dropdown menu is open under 'Options', with 'Register PEPPOL Account' highlighted in a red box. The main content area displays the 'General' tab for the company 'AXIONSPLUS PTE. LTD.' (MNG). The 'General' section includes fields for 'Memo', 'In hierarchy' (No), 'Full name', 'TIME ZONE' (GMT+08:00), 'SINGAPORE PEPPOL' (PEPPOL ID*), 'Localised functionality region', 'Detect using company address', 'Region code*', 'Search name' (MNG Solutions Pte Lt), 'LANGUAGE' (en-sg), and 'SO DOCUMENT THEME' (None). Below this is the 'Addresses' section with a table listing the company's address:

Name or description	Address	Purpose	Primary	
MNG Solutions Pte Ltd.	1 Commonwealth Ln, #06-10 One Commonwealth Singapore 149544 SGP	Business	Yes	

The screenshot shows the 'eInvoice.sg' website's 'Get Started' page. The page has a green header with the 'eInvoice.sg' logo. Below the header, there are three numbered steps (1, 2, 3) in circles. The main content area features a white box with the heading 'Get Started' and the text: 'To send and receive e-invoices across Singapore and the world, you need to enrol your company to Peppol first.' Below this text is a blue button labeled 'Let's do it >'. At the bottom of the page, there is a link for 'More about Peppol e-invoice Data Protection Imprint' and a copyright notice: '© 2020 eInvoice.sg Pte Ltd'.

2. MNG AR PEPPOL – Sending an e-Invoice or e-Credit Note

a. Generate AR e-Invoice to Access Provider

This feature allows user to export the AR e-Invoice (xml) to the Access Provider

The screenshot shows the 'Finance and Operations' interface. The 'Tax Invoice' ribbon is active, and the 'Original' option under the 'Document' group is highlighted with a red box. Below the ribbon, a table of tax invoices is displayed, with the row for invoice number FTI0000021 highlighted in blue and also outlined with a red box.

Tax Invoice	Customer account	Invoice account	Name	Address
FTI0000020	C00007	C00007	Contoso Service Pte Ltd	531A UPPER CRO
<input checked="" type="checkbox"/> FTI0000021	C00007	C00007	Contoso Service Pte Ltd	531A UPPER CRO
FTI0000022	C00003	C00003	Honest Repair Service	23 Serangoon Ce

The screenshot shows the Office 365 'Communication site' interface. The 'Documents' tab is active, and a document named 'out,jimmi.tandiah.xml' is listed in the 'SPMainAR' folder. The document was modified 'A few seconds ago' by 'Jimmi Tandiah'.

Name	Modified	Modified By
out,jimmi.tandiah.xml	A few seconds ago	Jimmi Tandiah

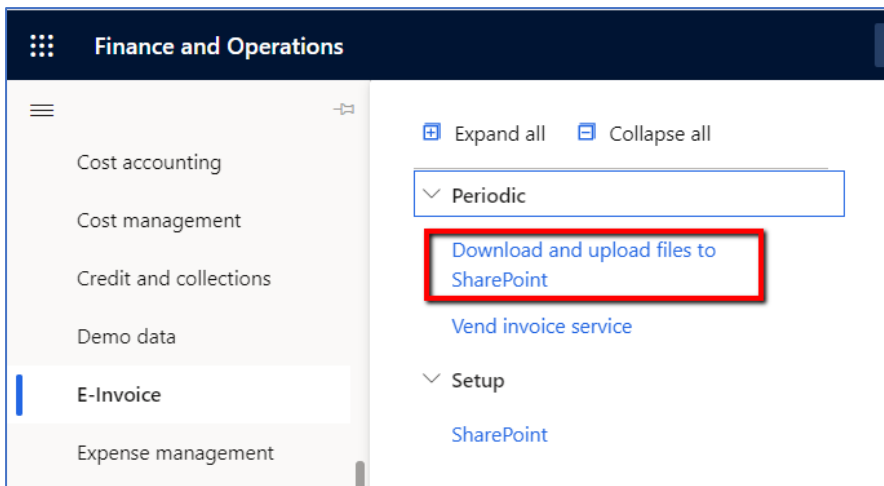
```

- <Invoice xmlns="urn:oasis:names:specification:ubl:schema:xsd:Invoice-2"
  xmlns:cbc="urn:oasis:names:specification:ubl:schema:xsd:CommonBasicComponents-2"
  xmlns:cac="urn:oasis:names:specification:ubl:schema:xsd:CommonAggregateComponents-2">
  <cbc:UBLVersionID>2.0</cbc:UBLVersionID>
  <cbc:CustomizationID>urn:cen.eu:en16931:2017#conformant#urn:fdc:peppol.eu:2017:poacc:billing:international:sg:3.0</cbc:CustomizationID>
  <cbc:ProfileID>urn:www.cenbii.eu:profile:bii04:ver1.0</cbc:ProfileID>
  <cbc:ID>FTI0000021</cbc:ID>
  <cbc:IssueDate>2020-07-17</cbc:IssueDate>
  <cbc:DueDate>2020-08-16</cbc:DueDate>
  <cbc:InvoiceTypeCode listID="UNCL1001">380</cbc:InvoiceTypeCode>
  <cbc:Note>jessie.lai@mng-solutions.com</cbc:Note>
  <cbc:DocumentCurrencyCode>SGD</cbc:DocumentCurrencyCode>
  <cbc:BuyerReference>P/O2220388</cbc:BuyerReference>
  - <cac:AccountingSupplierParty>
    - <cac:Party>
      <cbc:EndpointID schemeID="0195">sguen200905428d</cbc:EndpointID>
      - <cac:PartyName>
        <cbc:Name>AXIONSPLUS PTE. LTD.</cbc:Name>
        </cac:PartyName>
      - <cac:PostalAddress>
        <cbc:StreetName>1 Commonwealth Ln, #06-10 One Commonwealth</cbc:StreetName>
        <cbc:CityName>Singapore</cbc:CityName>
        <cbc:PostalZone>149544</cbc:PostalZone>
        - <cac:Country>
          <cbc:IdentificationCode>SG</cbc:IdentificationCode>
          </cac:Country>
        </cac:PostalAddress>
      - <cac:PartyTaxScheme>
        <cbc:CompanyID schemeID="0195">sguen200905428d</cbc:CompanyID>
        - <cac:TaxScheme>
          <cbc:ID>GST</cbc:ID>
          </cac:TaxScheme>
        </cac:PartyTaxScheme>
      - <cac:PartyLegalEntity>
        <cbc:RegistrationName>AXIONSPLUS PTE. LTD.</cbc:RegistrationName>
        <cbc:CompanyID schemeID="0195">sguen200905428d</cbc:CompanyID>
    
```

3. MNG AP PEPPOL – Receiving an e-Invoice or e-Credit Note

a. Import AP e-Invoices from Access Provider to Microsoft Sharepoint

This feature allows the user to import the AP e-Invoice file (xml) from the Access Provider.



Download and upload files to SharePoint

Parameters

Document

Run in the background

[Recurrence](#) [Alerts](#)

Batch processing
 No

Task description

Batch group

Private
 No

Critical Job
 No

Monitoring category

OK

Office 365

MNGPEPPOL

M MNGPEPPOL

Search + New Upload Edit in grid view Share Copy link Sync

Home
 Notebook
Documents
 Pages
 Site contents
 Recycle bin
 Edit

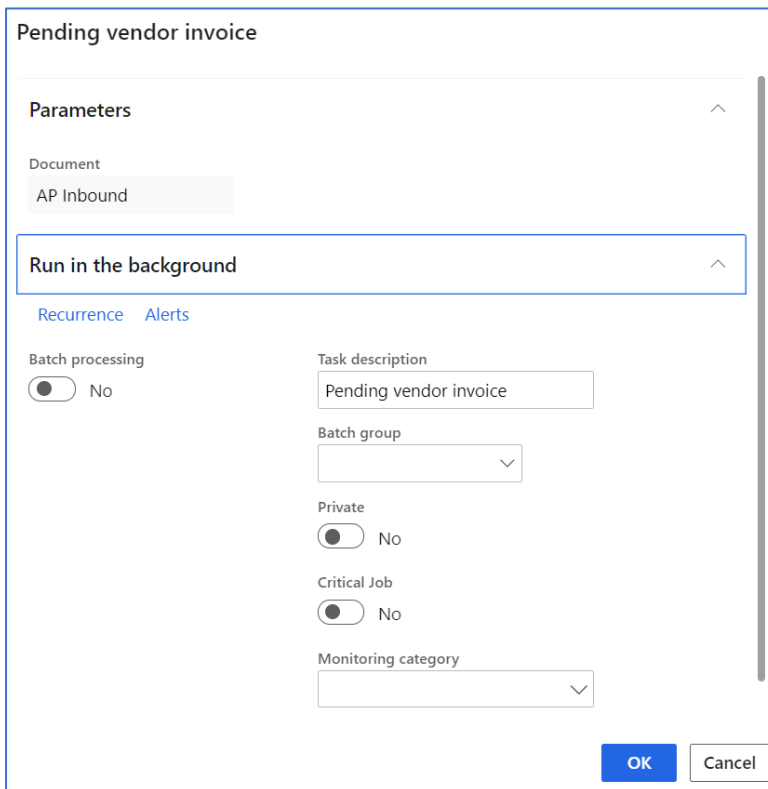
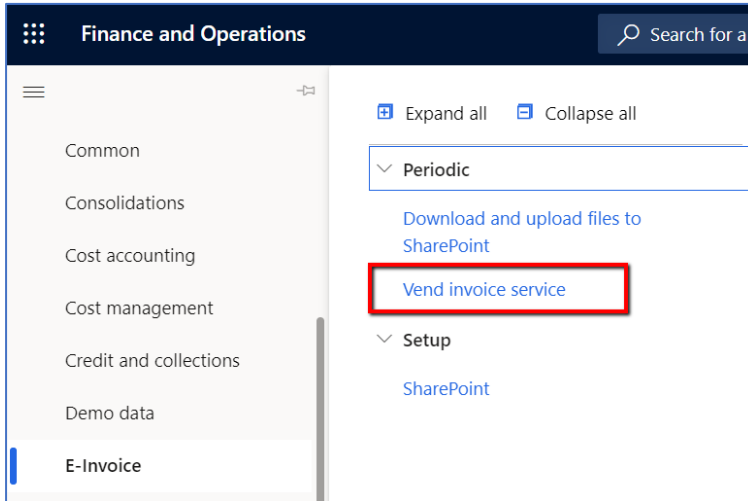
Documents > AP Inbound > **SPMain**

Name	Modified
7c7a2380-70ec-48ba-909b-6f3917a62c14.xml	2 minutes ago
9bf10b85-5466-421c-8739-7ed80f58de99.xml	2 minutes ago
a3c91c39-684e-439d-b00e-739dfcf50b57.xml	2 minutes ago
b02d1044-ee10-4e43-a0a8-e31c658adf7b.xml	2 minutes ago
bb91f884-d0c0-4124-9e48-3693156b3ac8.xml	2 minutes ago
c6832336-9e72-44ab-96b8-bd6c2d1ced6e.xml	2 minutes ago

[Return to classic SharePoint](#)

b. Import AP e-Invoices from Microsoft Sharepoint to Microsoft Dynamics 365 Finance and Supply Chain Management

This feature allows the user to import the AP e-Invoice file (xml) from Microsoft Sharepoint.



Finance and Operations

Search for a page

MNG1

+ New Delete Edit Totals Post Vendor tax Invoice Financials Review Process Options

Matching Validation Related information History NF-e XML matching

Matching details Error text Pending tax invoice detail Invoice payment hold NF-e XML matching details

Policy violations XML document

Match goods received notes NF-e XML mapping details

Pending vendor tax invoices

Standard view

Filter mng1

Number	Company	Invoice account	Name	Purchase order	Tax Invoice date	Last match status	Goods received
20200717	mng1	V00007	TEST elinvoice.sg Ptd Ltd		7/17/2020	Passed	
6619	mng1	V00007	TEST elinvoice.sg Ptd Ltd		7/29/2020	Passed	
988236	mng1	V00007	TEST elinvoice.sg Ptd Ltd		7/29/2020	Passed	
t234	mng1	V00007	TEST elinvoice.sg Ptd Ltd		7/17/2020	Passed	
t234	mng1	V00007	TEST elinvoice.sg Ptd Ltd		7/17/2020	Passed	

4. Capture a PEPPOL ID

This feature helps companies to search and retrieve the PEPPOL ID and Region code. The information can be saved back to the Customer/ Vendor master.

Finance and Operations

Search for a page

Customer Sell Invoice Collect Projects Service Market Retail General Credit management Options

Accounts Transactions Balance Forecast Set up Attachments Catalogs Customer service Registration Properties Singapore PEPPOL

Get PEPPOL Account

Finance and Operations

Edit Search Retrieve Options

Get PEPPOL Account | C00007 : CONTOSO SERVICE PTE LTD

Standard view

Search text

Region code*	PEPPOL ID*	Entity name
0195		
0195		
9932		
9935		